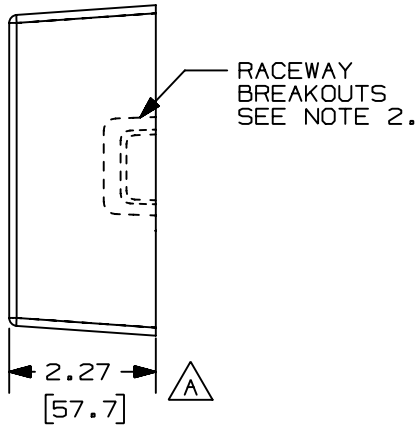
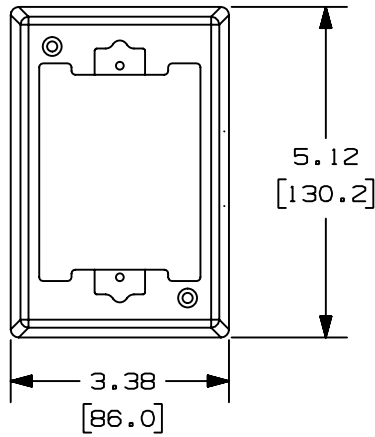


THIS COPY IS PROVIDED ON A RESTRICTED BASIS AND IS NOT TO BE USED IN ANY WAY DETRIMENTAL TO THE INTERESTS OF PANDUIT CORP.

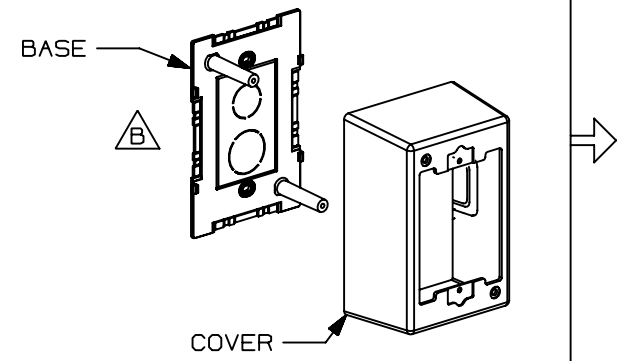
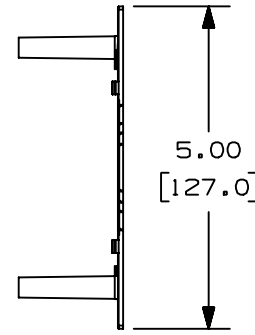
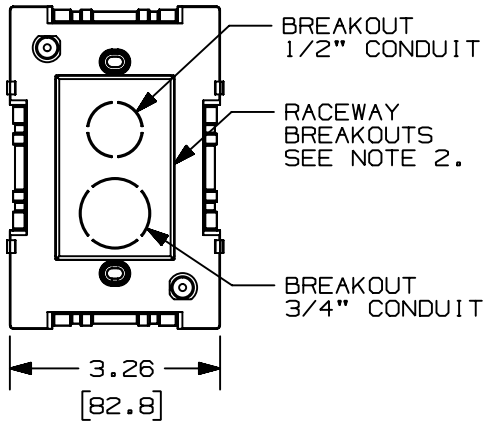


RACEWAY
BREAKOUTS
SEE NOTE 2.

PANDUIT P/N	WEIGHT
JBP11	2.4 LB/10 PCS (1084 g/10 PCS)

NOTES:

1. SEE CURRENT CATALOG FOR ADDITIONAL PART SUFFIXES TO INDICATE COLOR AND OR PACKAGE QUANTITY.
2. BREAKOUTS FOR LD, LDS AND LDP RACEWAYS ARE PROVIDED ON ALL FOUR SIDES OF THE BASE AND COVER.
3. COVER IS EXTENDED OUT AND DOWN AROUND SIDES OF BASE WHEN ASSEMBLED.
4. DIMENSIONS IN PARENTHESES ARE IN METRIC.



CAD FILENAME/LAYERS D36402BG_DC_JBP11_01B.prt

PANDUIT CORP. TINLEY PARK, ILLINOIS
 INTERMEDIATE JUNCTION BOX
 SINGLE GANG (JBP11)
 CUSTOMER DRAWING

UNLESS OTHERWISE SPECIFIED, DIMENSIONAL TOLERANCES ARE: (.X) ± (.XXX) ± (.XX) ±.03(.8) ANGLES ±		UNLESS OTHERWISE SPECIFIED, ALL DIMENSIONS ARE GIVEN IN INCHES, THIRD ANGLE PROJECTION.						
DRAWN BY DW	MAT'L: PVC	SCALE NONE						
DATE 1-28-99	CHECKED BY HIW	DRAWING NO. 36402-06	DWG A					
REV		DATE	BY	CHK	DESCRIPTION	ECN	CHK	CUST

2	3-04-03	JBN		B. REVISED VIEW	36402-06				
1	3-31-99	DW	HIW	A. ADDED DIMENSION.	36402-06	HIW	HIW		
R	1-28-99	DW	HIW	RELEASED TO PRODUCTION.	36402-06	HIW	HIW		